



Sioux Scope



A Newsletter for the Sioux City Camera Club

Summer 2020

What's in this issue!

- Greiner, Blair, Conrad Take Awards Pg. 1
- N4C Officers 2020-2021 Pg. 2
- N4C May Results Pg. 3
- Diane Darnielle Passes Pg. 3
- Let's Learn Focus Stack Together Pg. 5-12

Greiner, Blair, Conrad Take Top Awards 2019-20

Michael Greiner was awarded the Photographer of the Year and Carol Blair was named Entry Level Photographer of the Year at the Awards Webinar Thursday, June 25th.

Doug Conrad also was awarded Color Print and Color Digital Photographer of the Year.

Awards were also presented for Color and Black and White Previously Entered and Open Class entries in the Year End Contest at the Webinar.

Black & White Open Class - "Weathered Gaze"
by Douglas Conrad

Black & White Previously Entered - "Cowboy
Camp" by Michael Greiner

Color Open Class - "Irish Flowers"
by Michael Walsh

Color Previously Entered - "Fiery Skipper"
by Douglas Conrad

Black & White Print Photographer of the Year
Michael Greiner

Color Print Photographer of the Year -
Douglas Conrad

Black & White Digital Photographer of the Year
Michael Greiner

Color Digital Photographer of the Year
Douglas Conrad

Entry level Photographer of the Year -
Carol Blair

Photographer of the Year
Michael Greiner

For those of you who didn't attend the Awards Webinar Thursday, June 25th, you can visit the website to see the winners and play the Awards Video Slide Show.

Here's the link where it is posted <https://www.siouxcitycameraclub.com/p25623625>



Michael Greiner



Doug Conrad



Carol Blair



Summer 2020

2020-2021 N4C Officers
Taking office September 12th

President
Mark Gromko

1st VP
Doug Conrad

2nd VP
Greg Hoglund

Secretary
Pat Schwope

Treasurer
Lynda Richards

Director 1
Paul Hagen

Director 2
Dwight Corrin

Director 3
Jennifer Tigges

Director 4
Tim Zeltinger

Director 5
Paul Grillo

Director 6
Sonja Hogland


Congratulations to Doug Conrad--N4C 1st V.P.

Congratulations to Doug Conrad who was recently voted on and elected as N4C 1st Vice President!

Keller Elected V.P. for 2020-2021 Season

Mitch Keller will take over the term as club Vice-President for Jerry Mennega for the 2020-21 club year.

“Congratulations to Mitch. Thanks to Jerry for his service as our Vice-President during the 2019-20 club year,” said President Tom Schoening.



Color Open Class

“Irish Flowers”

Mike Walsh

Sioux City Camera Club

The Sioux City Camera Club is a member of the North Central Camera Club Council (N4C) and the Photographic Society of America (PSA). See our website @ <http://www.siouxcitycameraclub.com> for meeting information.

Club Leadership 2019-20

- Tom Schoening - President
- Jerry Mennega--Vice President
- Doug Conrad-- Secretary/Treasurer
- Michael Greiner -- Director at Large
- Kevin Smith-- Past President
- Carl Hardy --N4C Contact
- Carl Hardy -- Newsletter Editor
- Doug Conrad -- Webmaster



A Newsletter for the Sioux City Camera Club

Summer 2020



Des Moines Camera Club Diane Darnielle Passes

Des Moines Camera Club member, friend, and mentor Diane Darnielle died June 29th at Mercy Hospital in Des Moines.

“Members of the Sioux City Camera Club mourn the loss of friend and fellow photographer Diane Darnielle. Diane inspired us all with her artistry and she will be sorely missed. RIP Diane. Prayers to her family and friends,” expressed Carl Hardy.

Diane was a dedicated, skilled, accomplished, and determined photographer of many subjects who won many local and regional awards for her work from the Des Moines Camera Club, the regional North Central Camera Club Council, the annual Iowa State Fair Photography Contest and many other local and regional photography exhibitions.

“She travelled widely in North America to pursue her photography hobby and her exploits in driving her Honda within camera range of nature and other subjects were legion,” said Dwight Tomes and Jayne Owen, Des Moines Camera Club.

“She was a wonderful companion on these various journeys whose memory of the best spots both for photography and the best places to find great food were equally appreciated,” added Dwight Tomes and Jayne Owen, Des Moines Camera Club.

Use the following link to enjoy a Diane Darnielle Memorial Gallery

<https://www.dmcameraclub.com/dianedarniellegallery>

Digital Nature May 2020

HM Little Bit Fishy Michael Greiner

Digital B&W May 2020

HM Geometric Shadows Mitch Keller

Digital Journalism May 2020

3rd VSP in Riot Gear Mitch Keller



In light of the current Covid-19 outbreak, a survey was sent out earlier this month to gauge how many people would attend this year’s 2020 N4C Convention.

Although the convention isn’t until September, and things are already starting to open up again, the vast majority of N4C members, and those who regularly attend, still aren’t willing to participate this year.

Based on these findings, it doesn’t appear that there would be enough support for a successful convention. As a result, the 2020 N4C Convention Committee made a very difficult decision to cancel the event.

We are hopeful however, that as things continue to improve, future N4C conventions can continue and prosper

The Sioux Falls Club will still be able to conduct the 2020 year-end judging for the Best of the Best awards.

Doug Conrad, Sioux City Camera Club



Sioux Scope

A Newsletter for the Sioux City Camera Club



Summer 2020

Page 4

Black & White Open Class

"Weathered Gaze"

Doug Conrad



Color Previously Entered

"Fiery Skipper"

Doug Conrad



Black & White Previously Entered

"Cowboy Camp"

Michael Greiner

Summer 2020 Winner View Bug

"Tomatoes Mural"

Carl Hardy



Summer 2020

Let's Learn Focus Stack Together

It starts simple enough, Annie rescued a flower blossom that had been knocked off our deck flower pot. She brought it in the house and placed it in a small glass bowl and mentioned this would make a nice photo opp. Well like most every suggestion she offers I payed little attention but the next morning I noticed the flower on the kitchen counter and like always it dawned on me how right she was, this would make an interesting image. So, this is more of a "Focus Stacking for Dummies", like myself, let's give it a try

Focus Stacking

As the name suggests, focus stacking is a technique where you take multiple photos of the same subject, but at slightly different focusing distances, and "stack" them. When we merge these images in post processing, we produce one overall sharp image where the whole frame is in focus, especially useful for macro photography.

Manually shifting focus ring

The basic idea is to mount your camera on a tripod, compose the shot, and then take a sequence of images while slightly shifting focus between shots. This works best in live-view at full zoom or with focus peaking enabled. The advantage of this technique is that you won't need any additional equipment besides your camera and a tripod, so this is perfect if you are just starting out and want to get a feel for it.

Before You Start Stacking

Use live-view, full zoom can help. If you're using a camera that doesn't have live-view, start stacking before the zone/area of focus and finish beyond it. It is easy to get tricked by the viewfinder.

Use a 2 second self-timer or a remote control/intervalometer to avoid camera shake.

After You Completed Your Stack

Once you have all the images you need, it is time to stack them together. If your camera doesn't support in-camera stacking you will have to use a computer for this task.

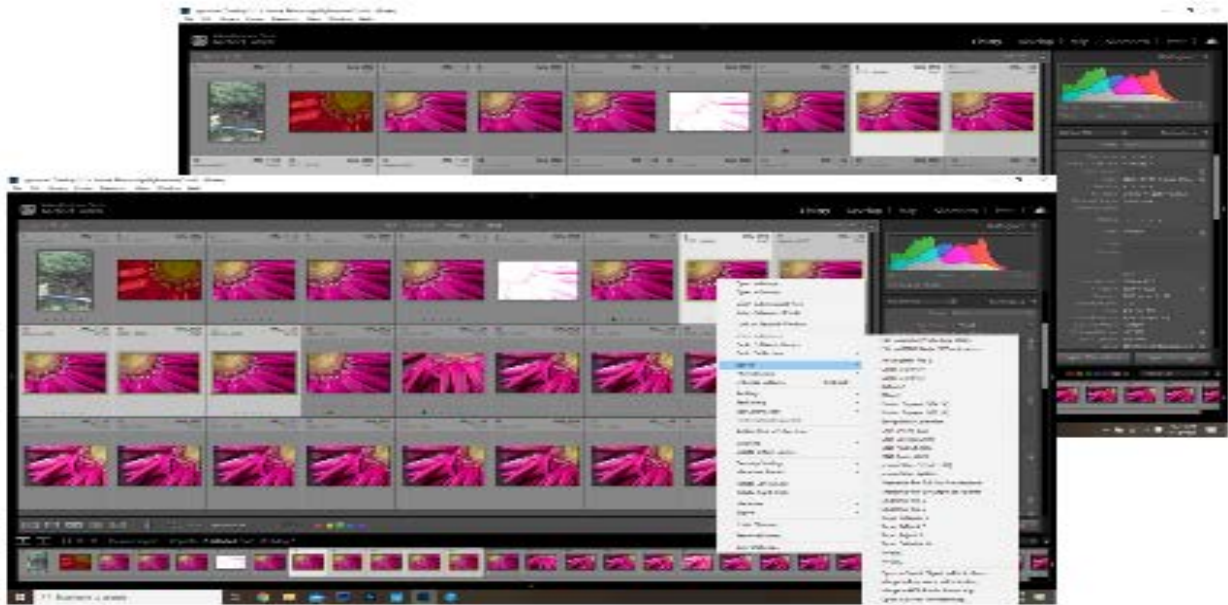
I personally use Photoshop, it has a great built-in stacking function and countless other tools that allow more control and fine tuning. To learn more about focus stacking in Photoshop try out the instructions I have put together below.

Enjoy!

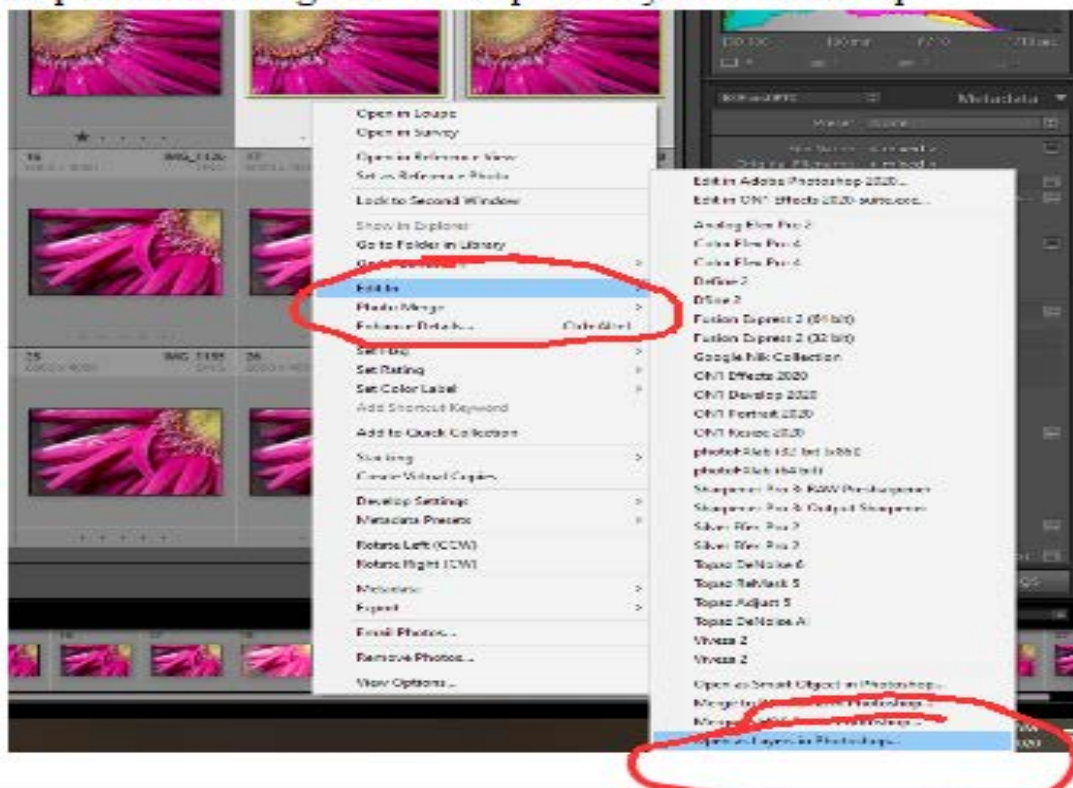


Summer 2020

Select, all photos to be used in the stack in Lightroom. In this example I selected 5 images.



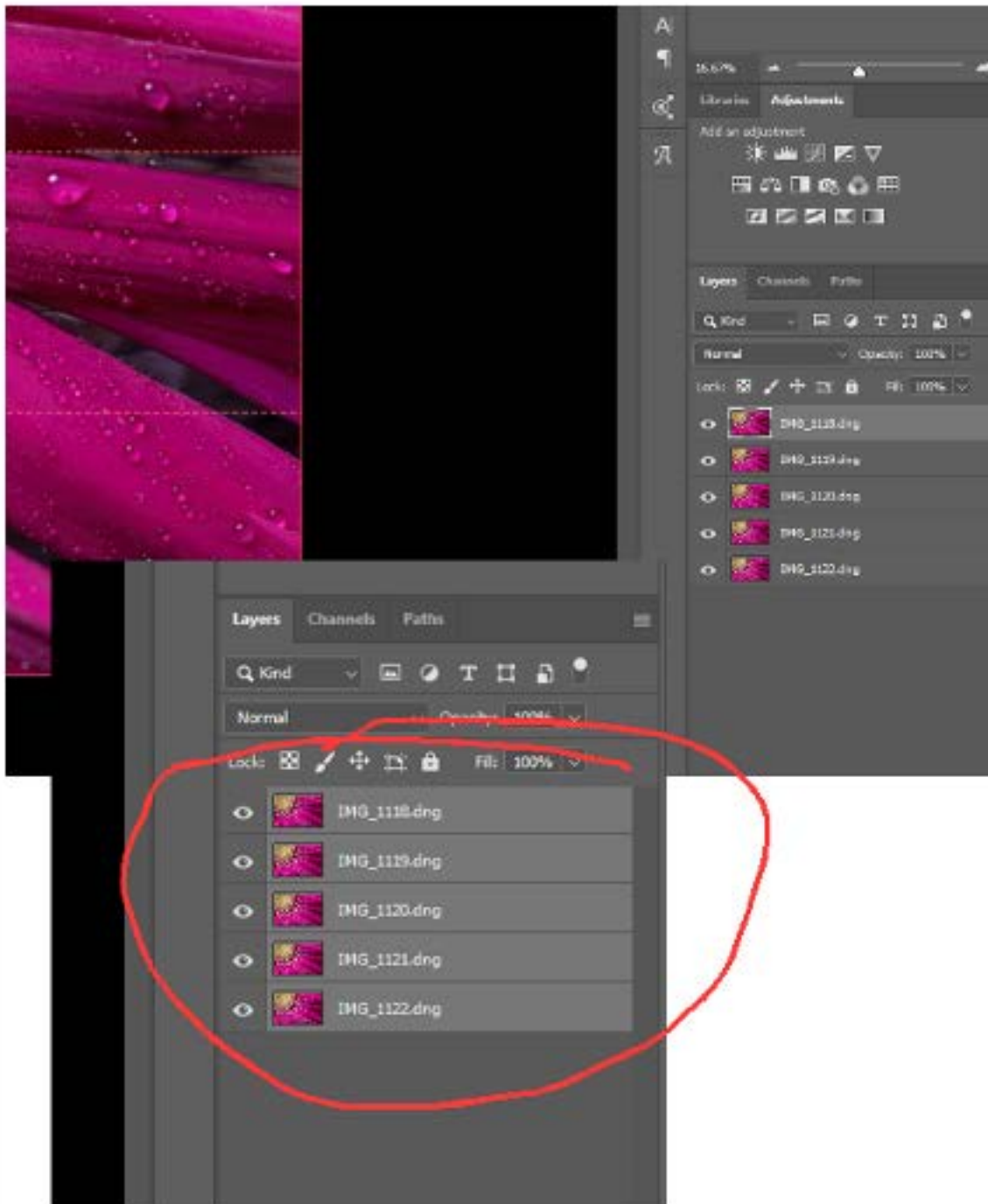
With all 5 photos selected go to Edit > Open as layers in Photoshop





Summer 2020

Once in Photoshop each photo placed in a layer shown below.

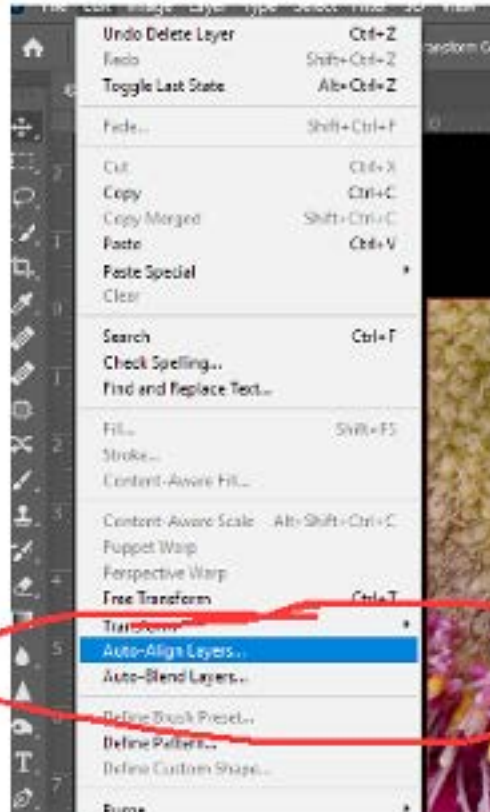


Select, highlight, all 5 layers

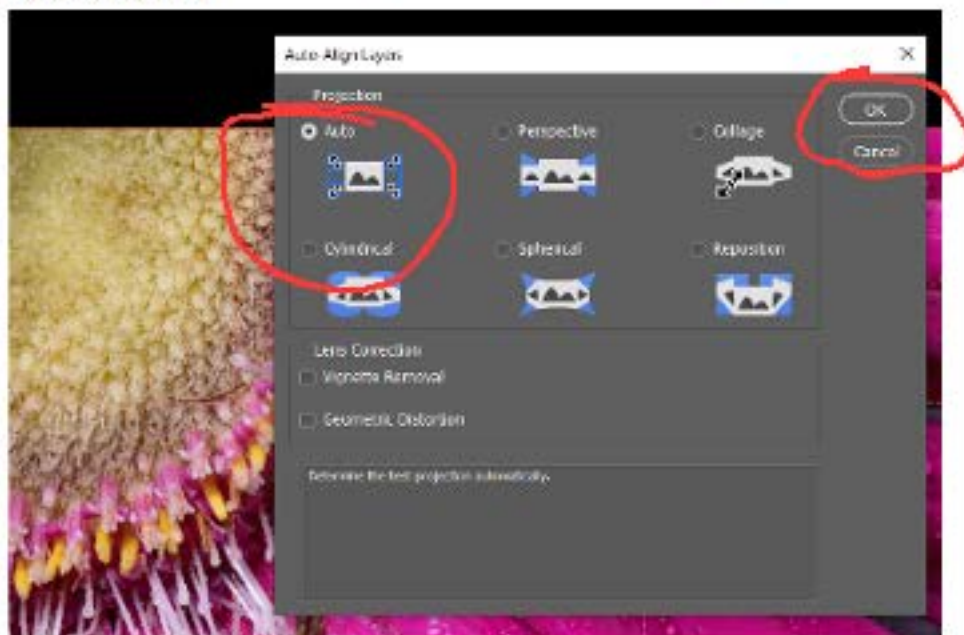


Summer 2020

Go to Edit > Auto-Align Layers



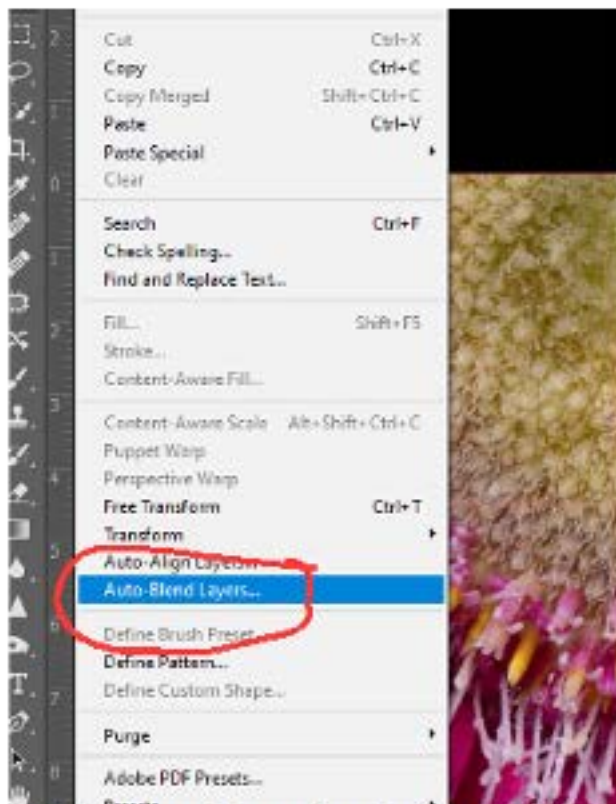
Leave Auto Selected and Click OK



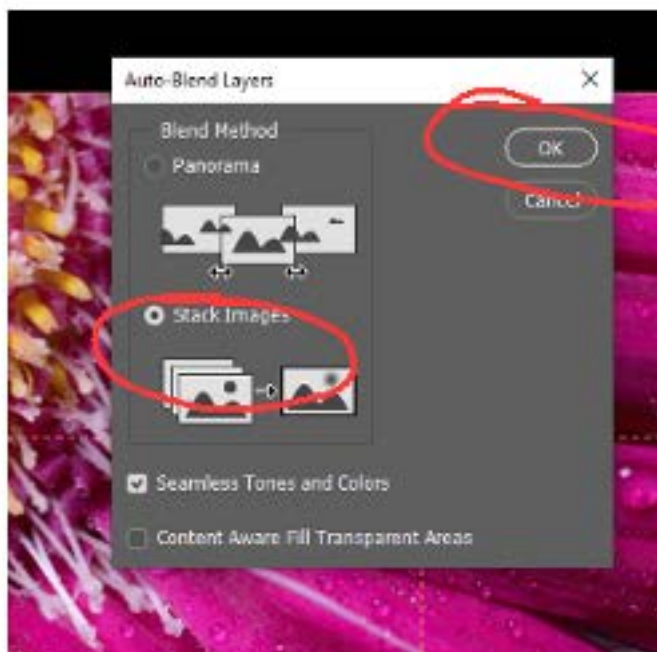


Summer 2020

Next Go to Edit > Auto Blend Layers



Select Stack Images and be sure Seamless Tones and Colors is checked, Click OK



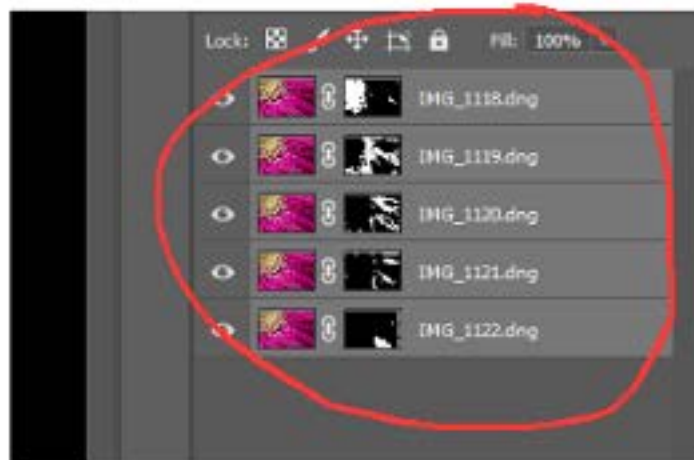


Summer 2020

Completed Stacked Layers. Photoshop has selected and masked the areas in FOCUS of each layer.



Note each layer has a mask with the focus areas highlighted.

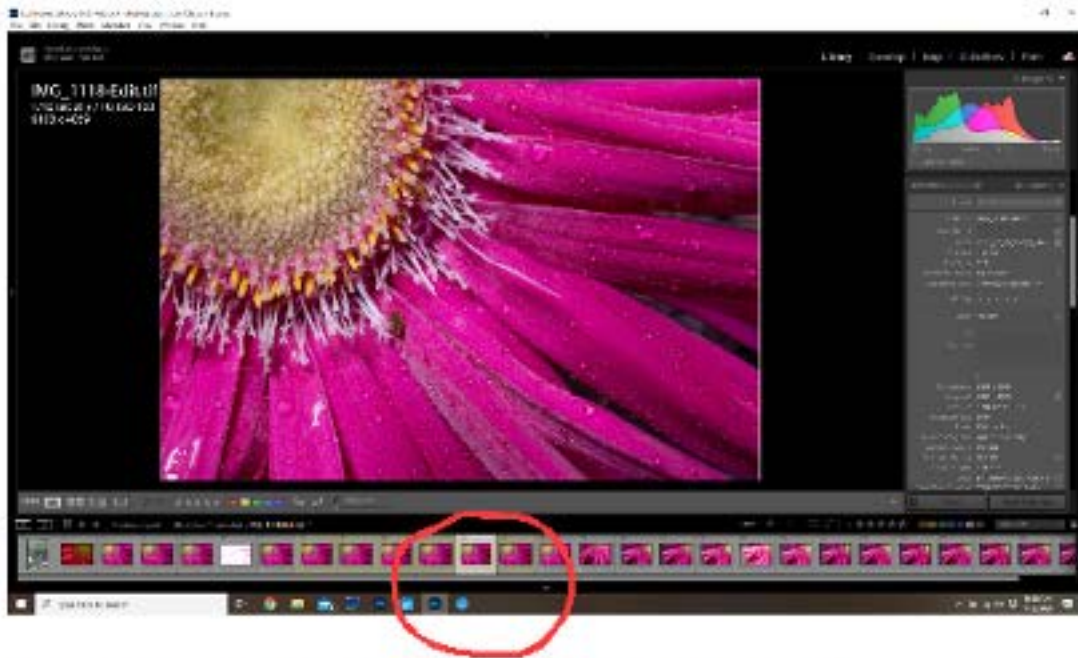


Now Control S (Ctrl + S) will save and bring you back to Lightroom.



Summer 2020

Back in Lightroom



Here is a zoomed in view of the stacked image, note the focus detail, Success!



By: Michael Greiner



Focus Stack Lesson Final Image